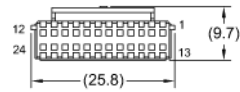
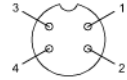


FRONT VIEW A
24 PIN FEMALE
MATING FACE

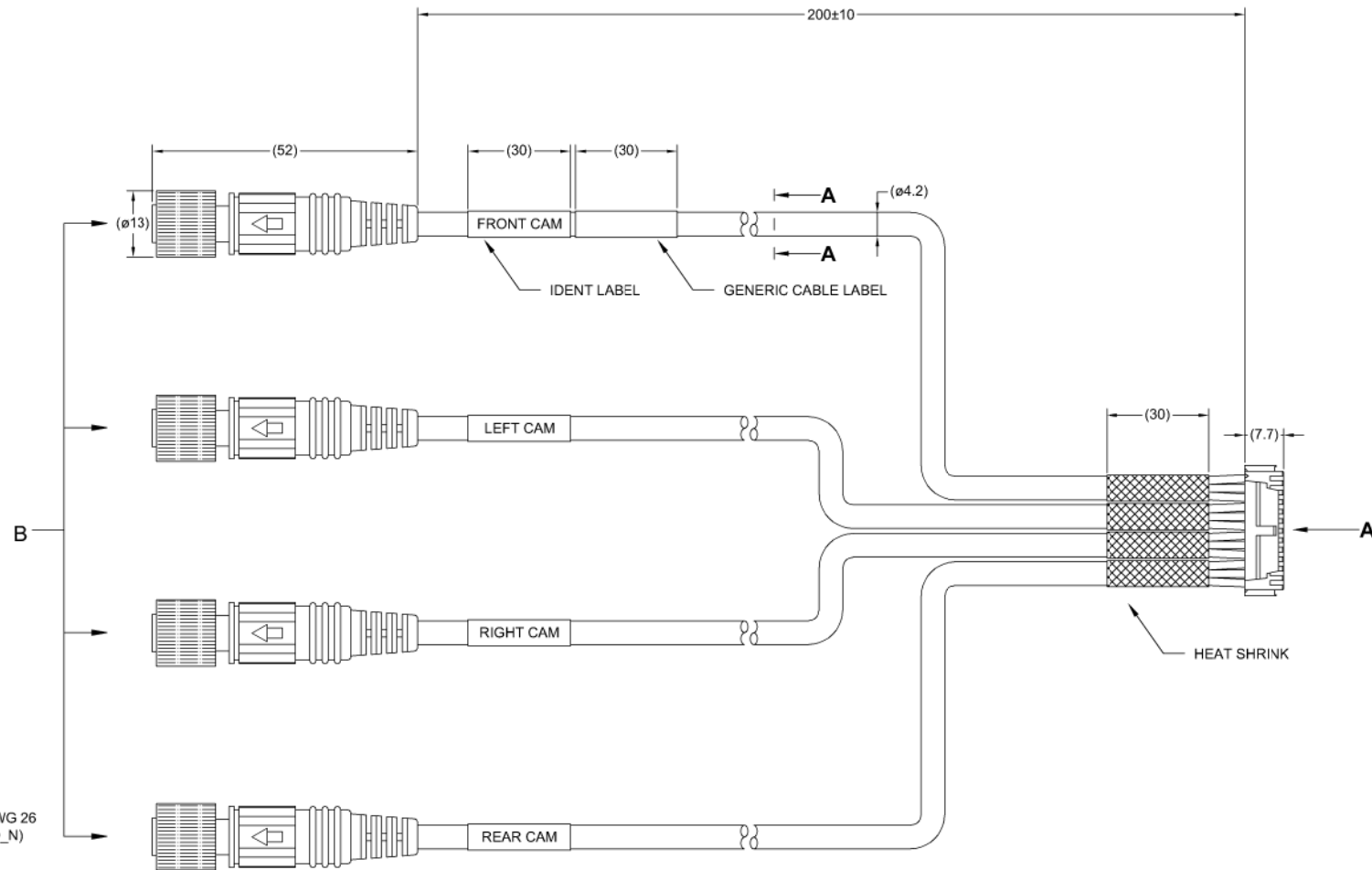
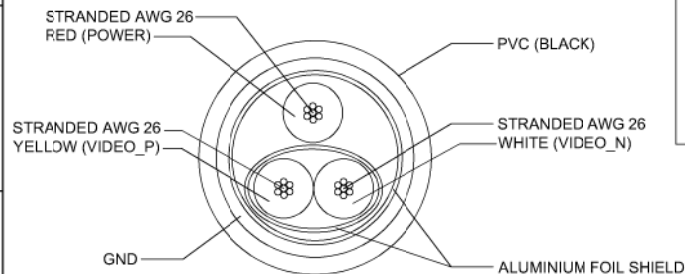


FRONT VIEW B
4 PIN FEMALE
MATING FACE



FROM		TO		WIRE COLOUR	FUNCTION
CONNECTOR	PIN NO.	CONNECTOR	PIN NO.		
A	1	N/A	-	-	-
A	2	B-FRONT CAM	3	YELLOW	VIDEO_P
A	3	B-FRONT CAM	4	WHITE	VIDEO_N
A	4	N/A	-	-	-
A	5	B-LEFT CAM	3	YELLOW	VIDEO_P
A	6	B-LEFT CAM	4	WHITE	VIDEO_N
A	7	N/A	-	-	-
A	8	B-RIGHT CAM	3	YELLOW	VIDEO_P
A	9	B-RIGHT CAM	4	WHITE	VIDEO_N
A	10	N/A	-	-	-
A	11	B-REAR CAM	3	YELLOW	VIDEO_P
A	12	B-REAR CAM	4	WHITE	VIDEO_N
A	13	N/A	-	-	-
A	14	N/A	-	-	-
A	15	N/A	-	-	-
A	16	N/A	-	-	-
A	17	B-FRONT CAM	1	RED	POWER
A	18	B-FRONT CAM	2	BLACK	GND
A	19	B-LEFT CAM	1	RED	POWER
A	20	B-LEFT CAM	2	BLACK	GND
A	21	B-RIGHT CAM	1	RED	POWER
A	22	B-RIGHT CAM	2	BLACK	GND
A	23	B-REAR CAM	1	RED	POWER
A	24	B-REAR CAM	2	BLACK	GND

VIEW A-A
CABLE BUILDUP



- NOTES:
- FOR PRODUCT LABEL AND PACKAGING DETAIL REFER TO MASTER BOM.
 - HEAT SHRINK LABELING IS FREE TO MOVE ON CABLE AND CONTROLLED BY MANUFACTURER.
 - ANY CUSTOMER MODIFICATIONS OF THIS PRODUCT CAUSING SUBSEQUENT FAILURE IS NOT A LIABILITY OF BRIGADE ELECTRONICS PLC.
 - ALL CONNECTOR B TYPES MUST HAVE A SUITABLE O-RING TO MAINTAIN IP RATING.
 - LABEL TEXT ORIENTATION IS CONTROLLED BY THE MANUFACTURER HOWEVER ALL TEXT MUST BE IN THE SAME DIRECTION.

PROPRIETARY NOTICE

THIS DESIGN AND TECHNICAL INFORMATION APPEARING ON THIS DRAWING IS THE PROPERTY OF BRIGADE ELECTRONICS, AND IS DISCLOSED IN CONFIDENCE. IT IS NOT TO BE COPIED, REPRODUCED, REVEALED TO OR EXPROPRIATED BY OTHERS, EITHER IN WHOLE OR IN PART WITHOUT THE EXPRESS WRITTEN CONSENT OF BRIGADE ELECTRONICS.

BRIGADE®

Assembly PI Approval S.KANG (17/07/2019)	Approved by L.PILLAY	Checked by S.LAVER	Drawn by J.STEWART
Angle of Projection		Units mm	Scale N/A
Third Angle		Status RELEASED	Released 19/07/19
		Part No 5798	Assembly Ref -
		BN360-VIN-01	
		BE-004047-00-19	